



# GLIDEWELL LABORATORIES

4141 MacArthur Blvd. • Newport Beach, CA 92660

800-425-5076 • Fax 800-411-9722  
glidewell dental.com

Dr. Name \_\_\_\_\_

Acct. # \_\_\_\_\_

Phone # \_\_\_\_\_ Email \_\_\_\_\_

Address \_\_\_\_\_

Patient Name \_\_\_\_\_  
City/State/ZIP \_\_\_\_\_  
First Last

Enclosed with Case  Impressions  Models  
 Bite  Photos  Other: \_\_\_\_\_ **Deliver by 5 p.m. on** \_\_\_\_\_

### SPECIAL PLAYSAFE MOUTHGUARD RX OFFER\*

1. Carefully package your case, including this Rx, and tape box securely closed.
2. To schedule shipping pickup, call us at **800-854-7256**.
3. Please allow four working days in lab.
4. You'll save \$10 on one mouthguard with this Rx.

### OFFER EXPIRES OCT. 31, 2019

\*Price does not include round-trip shipping or applicable taxes. Limit one specially priced Rx per case. Web offer can only be used a maximum of one time per account. Special pricing not valid with any other offer.

## WEB Rx



### PLAYSAFE MOUTHGUARDS

- Jr  Lt  Lt Pro  
 Med\*\*  Hvy  Hvy Pro  
 Helmet strap (+ \$5)  
 Name \_\_\_\_\_

### STANDARD COLORS

- |   |   |
|---|---|
| <input type="checkbox"/> Pure White                     | <input type="checkbox"/> Bright Yellow          |
| <input type="checkbox"/> Gold                           | <input type="checkbox"/> Bright Green           |
| <input type="checkbox"/> Deep Green                     | <input type="checkbox"/> Silver                 |
| <input type="checkbox"/> Light Blue                     | <input type="checkbox"/> Bright Blue            |
| <input type="checkbox"/> Dark Blue                      | <input type="checkbox"/> Bright Pink            |
| <input type="checkbox"/> Bright Red                     | <input type="checkbox"/> Deep Red               |
| <input type="checkbox"/> Maroon                         | <input type="checkbox"/> Deep Black             |
| <input type="checkbox"/> Red, White & Blue <sup>†</sup> |   |
| <input type="checkbox"/> Lilac <sup>†</sup>             | <input type="checkbox"/> Tangerine <sup>†</sup> |
| <input type="checkbox"/> Yolk Yellow <sup>†</sup>       | <input type="checkbox"/> Camouflage             |
| <input type="checkbox"/> Camouflage Strip               |   |
| <input type="checkbox"/> Lava                           | <input type="checkbox"/> Lava Strip             |
| <input type="checkbox"/> Tie-Dye                        | <input type="checkbox"/> Rainbow                |
| <input type="checkbox"/> Confetti                       | <input type="checkbox"/> Zebra                  |
| <input type="checkbox"/> Gold Flakes                    | <input type="checkbox"/> Silver Flakes          |
| <input type="checkbox"/> Sports                         | <input type="checkbox"/> Ants                   |
| <input type="checkbox"/> Team Name (+ \$10) _____       |   |
| <input type="checkbox"/> Custom Design                  |   |

<sup>†</sup>Available in 4.0 mm only

Signature \_\_\_\_\_ License # \_\_\_\_\_  
(see reverse for limited warranty details)

## TERMS AND WARRANTY INFORMATION



All Restorations Made in the USA

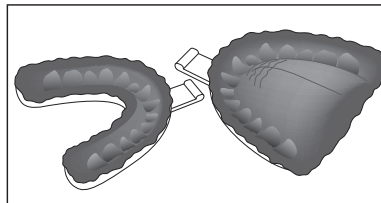
We honor VISA, MASTERCARD, AMEX and DISCOVER.

**TERMS:** Cost of collection of any account will be paid by the customer. All accounts are payable within 30 days of statement date. **Accounts not paid within the stated terms will be subject to COD status and a late charge of 2 percent of the unpaid balance.** Prices subject to change without notice. Rx must be enclosed with original case submission.

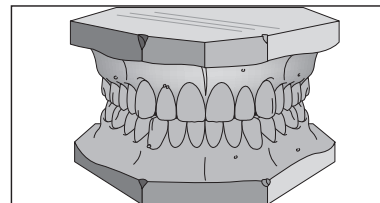
**NO-FAULT REMAKE POLICY:** Glidewell Laboratories is pleased to process all remakes or adjustments at no additional charge if requested within the warranty period and accompanied by the return of the original appliance.

**LIMITED WARRANTY/LIMITATION OF LIABILITY.** For warranty terms and conditions and limitation of liability, visit [glidewell dental.com/policies-and-warranties/](http://glidewell dental.com/policies-and-warranties/).

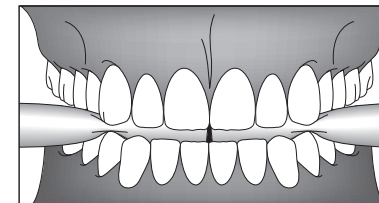
## IMPRESSION AND BITE REGISTRATION GUIDELINES



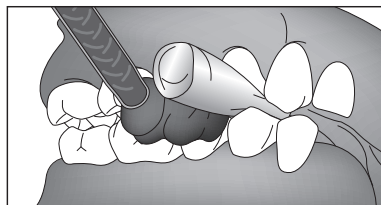
Take full-arch upper and lower impressions using alginate or VPS impression materials.



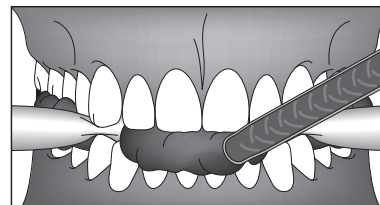
Pour wet alginate impressions with dental stone following the manufacturer's proper water-to-powder ratio before sending to lab with Rx.



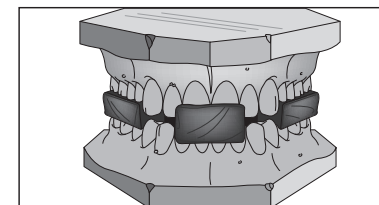
A quick bite technique is to place two cotton rolls behind the cuspids and guide patient into centric relation.



With patient in this open centric relation, inject bite registration into the posterior opening of both quadrants.



Next, inject bite registration into anterior opening to capture a complete open construction bite at centric relation.



Upper and lower stone models mounted with open construction bite. Note the opening between anterior teeth.